

COMPONENT BASED

DESIGN AND DEVELOPMENT

CRISTINA CHUMILLAS

[@chumillas](#) / [ckrina](#)

Designer and frontend developer at Ymbra



WHAT ARE WE GOING TO TALK ABOUT

- Components
- CSS Methodologies
- Design Systems
- Styles Guides
- In Drupal

WEB PROJECTS

WATERFALL

PLAN

DESIGN

DEVELOP

THEME

TEST

DEPLOY

AGILE

SPRINT

SPRINT

SPRINT

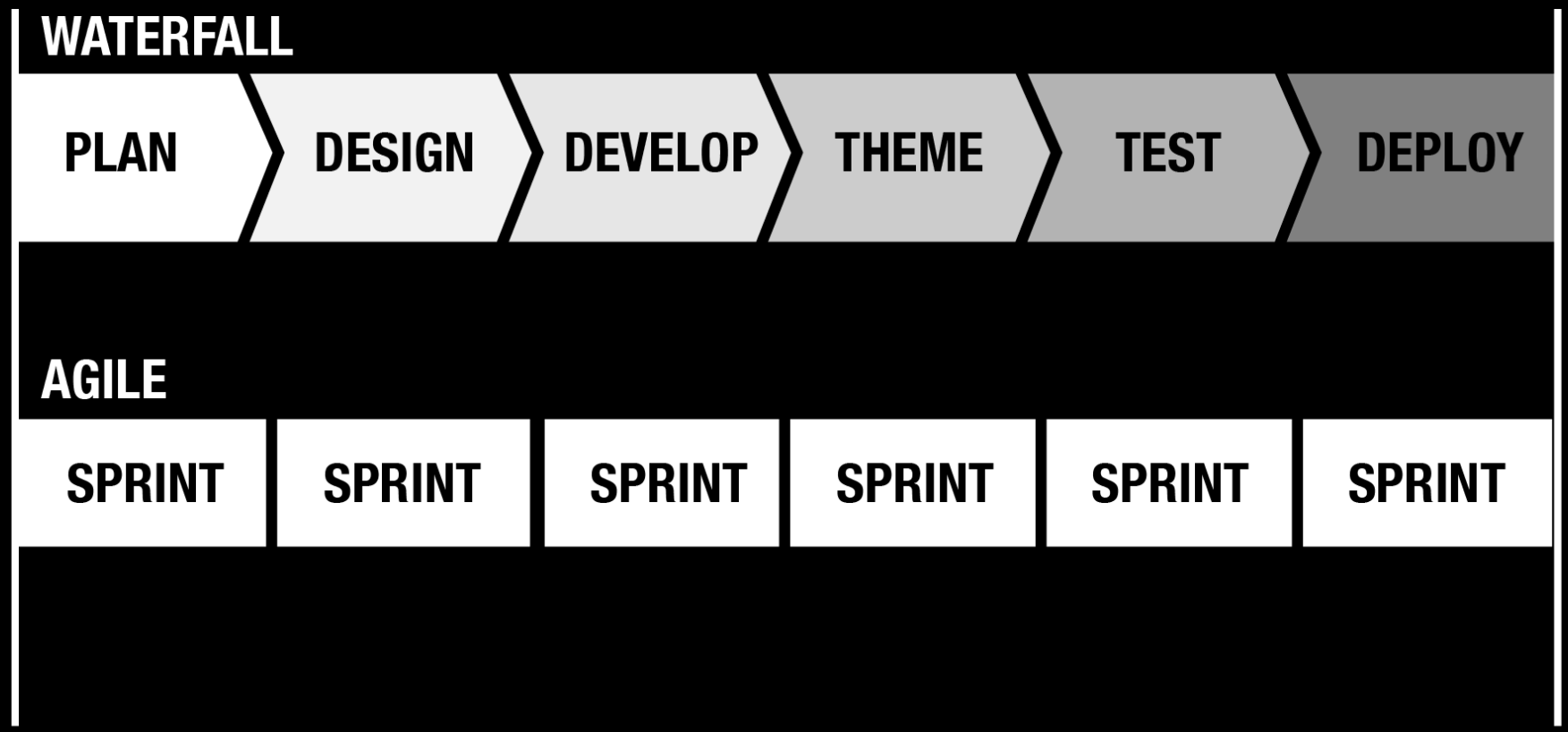
SPRINT

SPRINT

SPRINT

START

DEADLINE







VS

**RESPONSIVE
INTERACTIONS**

...

COMPONENTS

Agenda

01
FEB

Morbi leo risus porta ac

19:30h

30
JAN

**Fusce dapibus, tellus ac cursus
commodo, tortor mauris**

19:30h

30
JAN

**Cras mattis consetetur purus sit
amet fermentum nulla vitae elit
libero, a pharetra augue.**

19:30h

READ MORE >

Agenda

01
FEB

Morbi leo risus porta ac

19:30h

30
JAN

**Fusce dapibus, tellus ac cursus
commodo, tortor mauris**

19:30h

30
JAN

**Cras mattis consetetur purus sit
amet fermentum nulla vitae elit
libero, a pharetra augue.**

19:30h

READ MORE >

Agenda

01
FEB

Morbi leo risus porta ac

19:30h

30
JAN

**Fusce dapibus, tellus ac cursus
commodo, tortor mauris**

19:30h

30
JAN

**Cras mattis consetetur purus sit
amet fermentum nulla vitae elit
libero, a pharetra augue.**

19:30h

READ MORE >

Agenda

01 <small>FEB</small>	Morbi leo risus porta ac <small>19:30h</small>
30 <small>JAN</small>	Fusce dapibus, tellus ac cursus commodo, tortor mauris <small>19:30h</small>
30 <small>JAN</small>	Cras mattis consectetur purus sit amet fermentum nulla vitae elit libero, a pharetra augue. <small>19:30h</small>

[READ MORE >](#)

```
<div class="agenda">
```

```
<h2 class="agenda__title">Agenda</h2>
```

```
<ul class="agenda__content">
```

```
<li class="event">...</li>
```

```
<li class="event">...</li>
```

```
<li class="event">...</li>
```

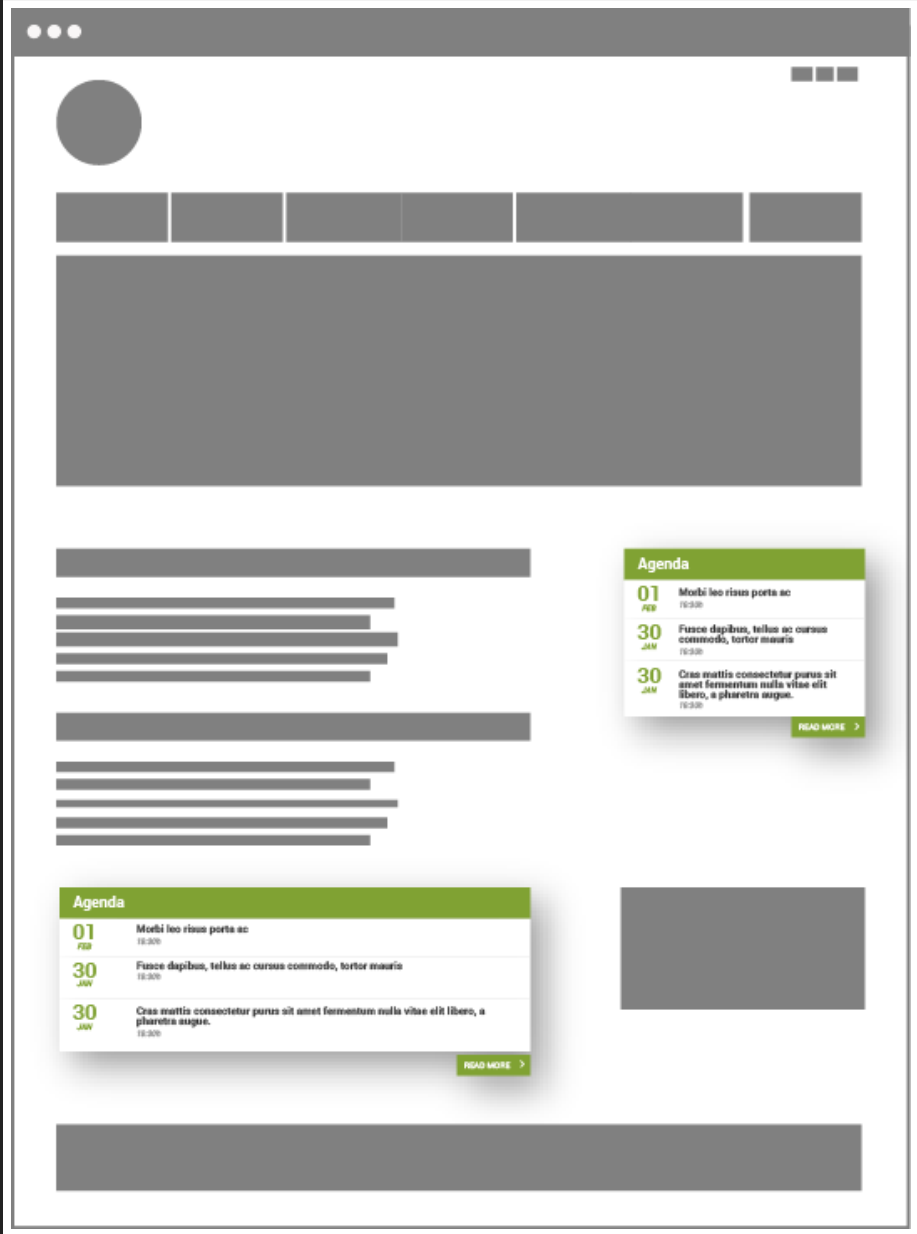
```
</ul>
```

```
<a class="agenda__readmore" href="agenda">
```

```
  Read more
```

```
</a>
```

```
</div>
```



CSS METHODOLOGIES

BEM

(Block Element Modifier)

```
.site-search {}           /* Block */  
.site-search__field {}  /* Element */  
.site-search--full {}  /* Modifier */
```

BEM

(Block Element Modifier)

```
<div class="block-name__wrapper">  
  <div class="block-name">  
    <h2 class="block-name__title">Block title</h2>  
    <p class="block-name__text">Block text</p>  
  </div>  
</div>
```


BEM

(Block Element Modifier)

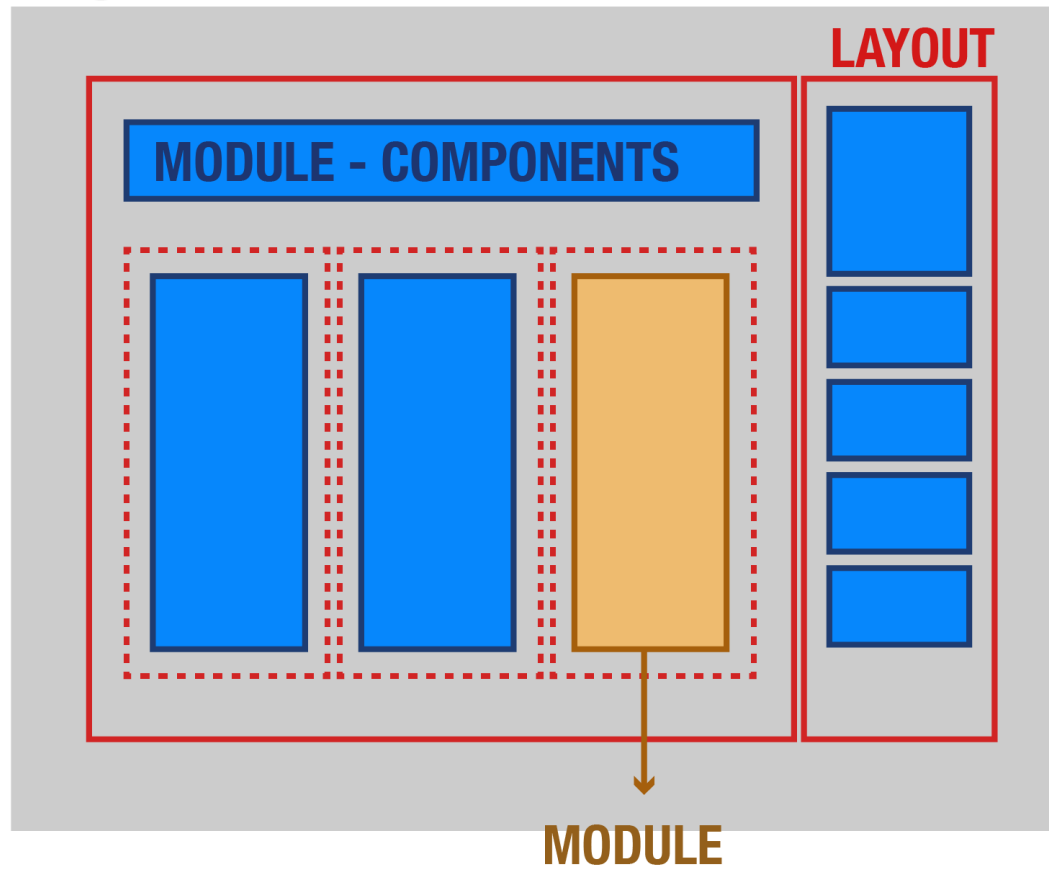
```
<div class="block-name--big">  
  <h2 class="block-name__title">Block title</h2>  
  <p class="block-name__text">Block text</p>  
</div>
```

SMACSS

- Base
- Layout
- Module (Components)
- State
- Theme

SMACSS

BASE



DESIGN SYSTEMS

Everything that makes up your product.

--Mark Otto, FOWA 2013

Everything.

Typography, layouts and grids, colors, icons, components, coding conventions

*“We’re not designing pages, we’re
designing systems of components.”*

--Stephen Hay

Buttons and navigation

Use these vector based elements to mockup a Bootstrap website with form elements. All elements are full customizable.

Secondary link
Something else here

[Buttons](#) ▾[Navigation](#) ▾[Labels](#)[Badges](#)[Typography](#)[Thumbnails](#)[Alerts](#)[Progress bars](#)[Miscellaneous](#)[Default](#)[Primary](#)[Info](#)[Success](#)[Danger](#)[Warning](#)[Inverse](#)

1

[Default](#)[Primary](#)[Info](#)[Success](#)[Danger](#)[Warning](#)[Inverse](#)

2

[Default](#)[Primary](#)[Info](#)[Success](#)[Danger](#)[Warning](#)[Inverse](#)

4

6

[Large action](#) ▾[Large action](#) ▲[Default](#)[Success](#)[Warning](#)[Important](#)[Info](#)[Inverse](#)

8

10

1

2

3

4

[Left](#)[Middle](#)[Right](#)[Home](#)[Profile](#)[Messages](#)[Home](#)[Profile](#)[Messages](#)[Home](#) / [Library](#) / [Data](#)

«

1

2

3

4

»

[← Older](#)[Newer →](#)[Home](#)[Profile](#)[Messages](#)[Home](#)[Profile](#)[Messages](#)[🏠 Home](#)[📖 Library](#)[✍️ Applications](#)

01/14

KITCHEN TOOLS

READ MORE



WARSAWA

FRI, 24/05

26°C
DRY

WARSAWA

FRI, 24/05

26°C
DRY

LOGIN

thomsoon

PASSWORD



03/14

RETRO STYLE
KEYBOARD

READ MORE

09/14

MY WORK


READ MORE

TODAY

FRI, 24/05

26°C
DRY

YESTERDAY



READ MORE

INDEX

READ MORE

CLEAN

Free UI kit clean and modern. Multipurpose free for all.

READ MORE

NO WAY?
FREE UI DOWNLOAD

CALENDAR

NOVEMBER 2014

27	28	29	30	31	1	2
3	4	5	6	7	8	9
10	11	12	13	14	15	16
17	18	19	20	21	22	23
24	25	26	27	28	29	30
1	2	3	4	5	6	7

THOMSOON


Front-end developer, UI/UX designer and video producer

f t g+ B6

THOMSOON

Front-end developer, UI/UX designer and video producer

f t g+ B6



DESCRIPTION

Free UI kit clean and modern. Multipurpose free for all.

AUTOR


Tomasz Mazurczak

SHARE

f t

MY WORK

LOAD MORE



FEATURED

Free multipurpose UI for personal and commercial project.

READ MORE

THOMSOON

Front-end developer, UI/UX designer and video producer

COMMENTS

THOMSOON | 12 July 2014, 20:02 / reply

LOREM IPSUM DOLOR SIT AMET, CONSECUTUR ADIPISCING ELIT, SED DO TEMPOR INCIDIDUNT UT LABORE ET DOLORE MAGNA ALIQUA. UT ENIM AD VENIAM, QUIS NOSTRUD EXERCITATION ULLAMCO LABORIS MIHI UT ALIQUIP COMMODO CONSEQUAT.

ARCHIQ | 12 July 2014, 20:05 / reply

LOREM IPSUM DOLOR SIT AMET, CONSECUTUR ADIPISCING ELIT, SED DO TEMPOR INCIDIDUNT UT LABORE ET DOLORE...

Your name: _____ Your e-mail: _____

Message: _____

SEND

SETTINGS

RESPONSIVE

CUSTOM STYLE CSS

34 clients

ONE ITEM

Front-end developer, UI/UX designer and video producer

PLAN HOSTING

FREE	PRO	EXTREME
2 DOMAINS	2 DOMAINS	100 DOMAINS
200MB SPACE	20GB SPACE	1TB SPACE
1TB TRANSFER	10TB TRANSFER	100TB TRANSFER
5 ADDRESS E-MAIL	25 ADDRESS E-MAIL	200 ADDRESS E-MAIL
\$0.00	\$9.99	\$19.99

TAGS

thomsoon Free UI

UK Download

COMMENTS

BY TOMASZ MAZURCZAK

WHY DESIGN SYSTEMS?

Reusable work - COMPONENTS

More efficient projects

Large-scale ready code

Everybody knows how everything works

Integrates multi-disciplinary workflow

CARD DESIGN



Chris Weber PROPRIETARI
General Discussion - 1:04

Extended contribution sprint day is not over, but it is for me. I'm headed back to the airport and getting set to fly home.

It has been a fun weekend in LA. And I'm already looking forward to [Més informació](#) - Tradueix

5/16/15
11 fotos



Fotos de: Chris Weber

+2



Afegeix un comentari...



Segueix

The local community has a message for you:
see you in Barcelona in September!

vimeo.com/127909941

Mostra-ho traduït



Vimeo



Barcelona locals message

[View on web](#)

RETILATS

6

PREFERIT

1



18:42 - 15 maig 2015



Resposta a @DrupalConEur



4 hores ·

Meet the amazing sprint mentors from Friday's mentored sprints in Los Angeles

[See Translation](#)



759 persones d'abast

Promociona la publicació

M'agrada · Comenta-ho · Comparteix · 31 3 1

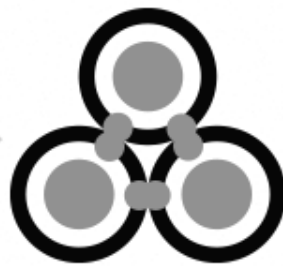


ATOMIC DESIGN


BRAD FROST



ATOMS



MOLECULES



ORGANISMS



TEMPLATES



PAGES

Your name

Your name

Your name

Your e-mail

Message

SEND



Front-end developer, UI/Web designer
and video producer

COMMENTS



THOMSOON | 12 July 2014, 20:02 / reply

Lorem ipsum dolor sit amet, consectetur adipiscing elit, sed do tempor incididunt ut labore et dolore magna aliqua. Ut enim ad veniam, quis nostrud exercitation ullamco laboris nisi ut aliquip commodo consequat.



ARCHIQ | 12 July 2014, 20:05 / reply


Lorem ipsum dolor sit amet, consectetur elit, sed do eiusmod tempor incididunt et dolore...

Your name

Your e-mail

Message

SEND



DESCRIPTION

AUTOR

SHARE

Free 1000 clean and modern
business cards for you

THOMSOON

f t



You are login in
THOMSOON

Front-end developer, UX/UI designer
and mobile producer

COMMENTS



THOMSOON 17 July 2016, 08:00 (1 reply)

Lorem ipsum dolor sit amet, consectetur adipiscing elit, sed do
tempor incididunt ut labore et dolore magna aliqua. Ut enim ad
veniam, quis nostrud exercitation ullamco laboris nisi ut aliquip
ex ea commodo consequat.

Your name

Your e-mail

Message

SEND



COMMENTS



03/14

RETRO STYLE
KEYBOARD

READ MORE

BY TOMASZ MAZURCZAK

WHEN?

WIREFRAMES

Static wireframes vs HTML Wireframes

STATIC WIREFRAMES

- They're abstractions
- They're full of assumptions
- They're verbose
- They're a crutch

HTML WIREFRAMES

- They get into the browser quicker
- They reinforce the notion that you're creating a website
- They're interactive
- They allow for living, breathing annotations
- They lay the foundation for the final product

DESIGNING IN THE BROWSER

- PSD/ for early planning/research phases
- The composition in the browser
- Make decisions in the browser
- Reusable work

STYLE GUIDES

Documentation of a Design System

GOV.UK — Colours

Standard palette, colours

Purple

#2e358b
rgb(46, 53, 139)

#9799c4
rgb(151, 153, 196)

#d5d6e7
rgb(213, 214, 231)

Mauve

#6f72af
rgb(111, 114, 175)

#b7b9d7
rgb(183, 185, 215)

#e2e2ef
rgb(226, 226, 239)

Fuschia

#912b88
rgb(145, 43, 136)

#c994c3
rgb(201, 148, 195)

#e9d4e6
rgb(233, 212, 230)

Pink

#d53880
rgb(213, 56, 128)

#eb9bbe
rgb(235, 155, 190)

#f6d7e5
rgb(246, 215, 229)

Baby Pink

#f499be
rgb(244, 153, 190)

#faccdf
rgb(250, 204, 223)

Red

#b10e1e
rgb(177, 14, 30)

#d9888c
rgb(217, 136, 140)

Mellow Red

#df3034
rgb(223, 48, 52)

#ef9998
rgb(239, 153, 152)

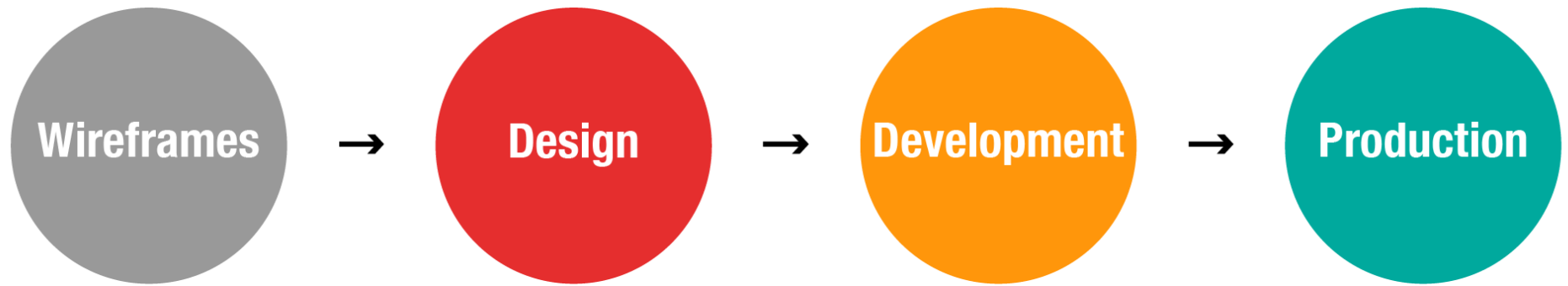
Orange

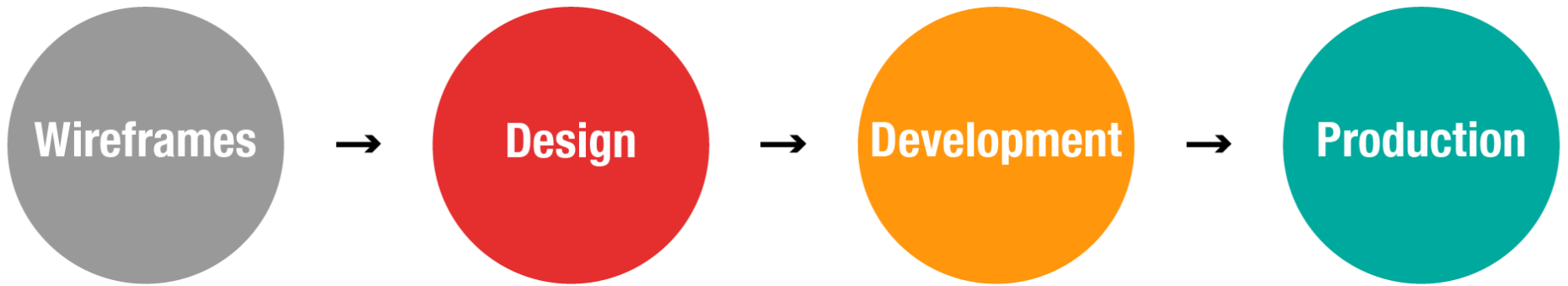
#f47738
rgb(244, 119, 56)

#fabb96
rgb(250, 187, 150)

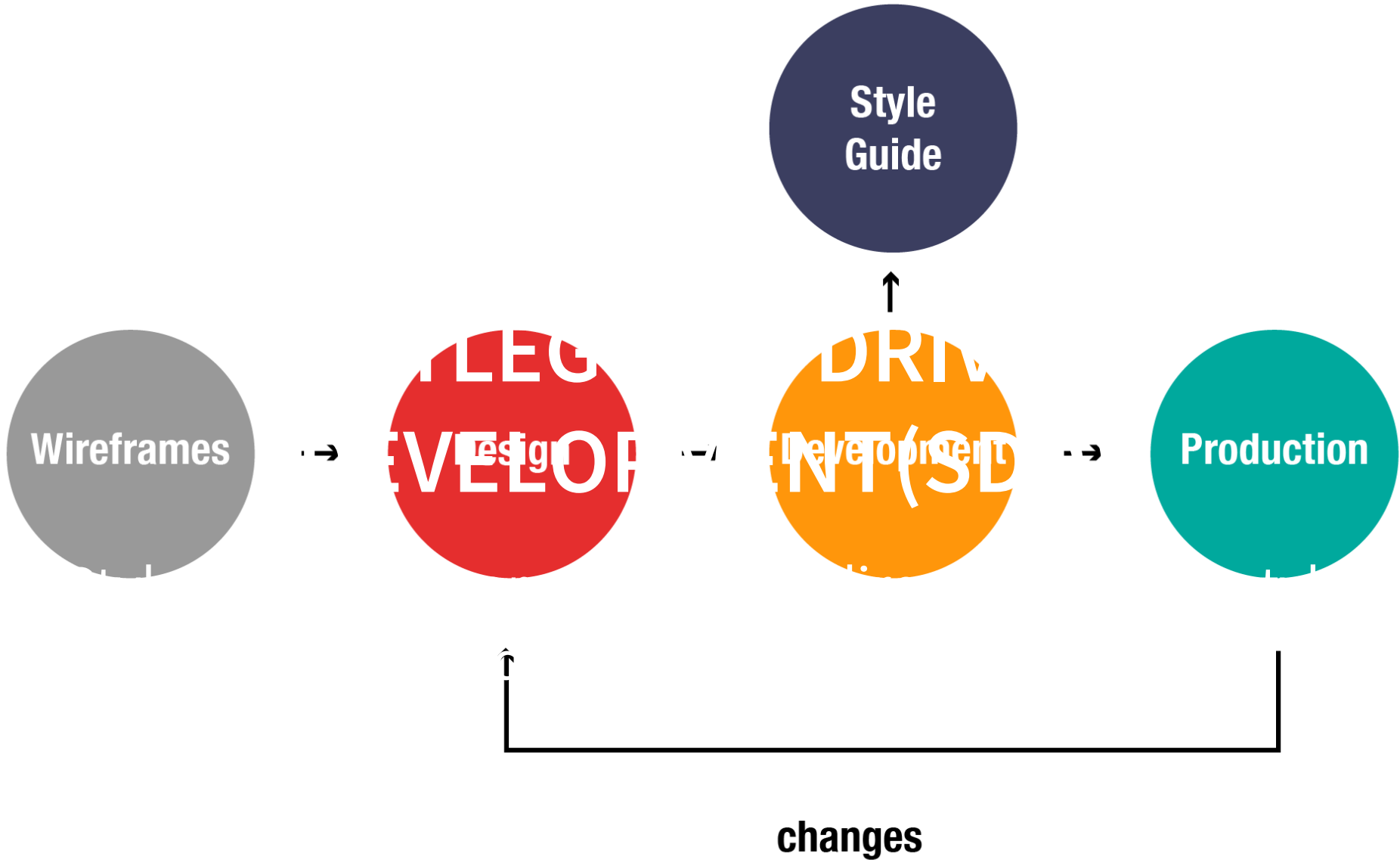
WHY?

- Improve User Experience
- Easy onboarding of new team members
- Efficient Design and Development
- Makes Testing easier





changes



STYLE GUIDES

Drupal Style Guide module

KSS (Knyle Style Sheets) (Zen 6)

Pattern Lab

STYLE GUIDES - RESOURCES

styleguides.io

Articles, Books, Podcasts, Talks, Tools, Examples, etc.

IN DRUPAL

ADAPT TO AGNOSTIC STYLE GUIDES

1. Wrapping components
2. Changing default markup

UI COMPONENTS TO DRUPAL COMPONENTS

CODING

- Field formatter
- `hook_alter`
- Process and preprocess functions
- ...

UI COMPONENTS TO DRUPAL COMPONENTS

DISPLAY SUITE

View modes

Current layout (after save)



Two column stacked

The default template can be found in *profiles/msfes/modules/contrib/ds/layouts/ds_2col_stacked*

- `ds-2col-stacked--node.tpl.php`
- `ds-2col-stacked--node-document.tpl.php`

Select a layout

Two column stacked



UI COMPONENTS TO DRUPAL COMPONENTS

DISPLAY SUITE

Field templates

Choose a Field Template

Expert ▾

Prefix

You can enter any html in here.

Label

Element

E.g. div, span, h2 etc.

Classes

E.g. field-name-title

Attributes

E.g. name="anchor"

Hide label colon

Add default attributes

Label wrapper

Outer wrapper

Field items

Field item

Element

E.g. div, span, h2 etc.

Classes

E.g. field-name-title

Attributes

E.g. name="anchor"

Add odd/even classes

Add default attributes

UI COMPONENTS TO DRUPAL COMPONENTS

PANELS

- Custom Panes
- Mini Panels
- Context

THANKS!

[@chumillas / ckrina](#)